

OR912CXA

ID241109
code OR912CXA

90cm chimney rangehood, wallmount,
stainless steel + black glass fascia



size	900mmW x 500mmD x 1050mmH maximum
finish	stainless steel and 60mm black glass fascia
capacity	700m ³ /hr net, 910m ³ /hr gross
ducting	150mm diameter required
motor	220 watt centrifugal, twin impellers
speeds	three — touch control pads
illumination	two 20-watt halogen globes,
delay stop	5-minute fan speeds OFF and lights OFF — touch control
filtration	5-ply aluminium grease filter — removable, washable
noise rating	36–59 dBA maximum
power cable	1.6 metre connected, suits standard 10 amp GPO
current	1.0 amp
warranty	two years parts and labour

PERFORMANCE

With a true net air extraction of 760m³/hr net an hour, the more vigorous styles of cooking, such as pasta boiling, griddle and stir frying, are catered for. At the touch of the speed control, the power can be switched down for the gentlest of simmers.

LOW MAINTENANCE

Easy cleaning is a premium with wipe-over 18/10 grade stainless steel surface. Two lift-out stainless steel and aluminium four-ply grease filters can be hand washed. The lighting and speed controls are underslung and forward away from most of the vapour trail and there is easy access to the twin light globes.

QUIETNESS

34 to 56 dBA. The motor/impellor encasement and internal flue are smooth-walled to eliminate air drag and noise, hand-finished welded metal joins for no vibration.

SAFETY

Thermal overload protector on motor; fire-retardant hardened metal and mesh. VO self-extinguishing polycarbonate for motor housing and internal flue.

DUCTING THE AIR DIRECT TO ATMOSPHERE

Ideally, the filtered air is removed from the kitchen and household to the outside of the building. This method of rangehood installation ensures maximum removal of the heat, vapours, odours and particle-laden air.

RECIRCULATING THE AIR TO THE KITCHEN

When it is structurally impossible to duct the filtered air to the outside of the building, the filtered air is vented back into the kitchen via the recirculation vents in the side of the chimney. A more frequent inspection and washing of the metal grease filters is recommended for this mode of installation.

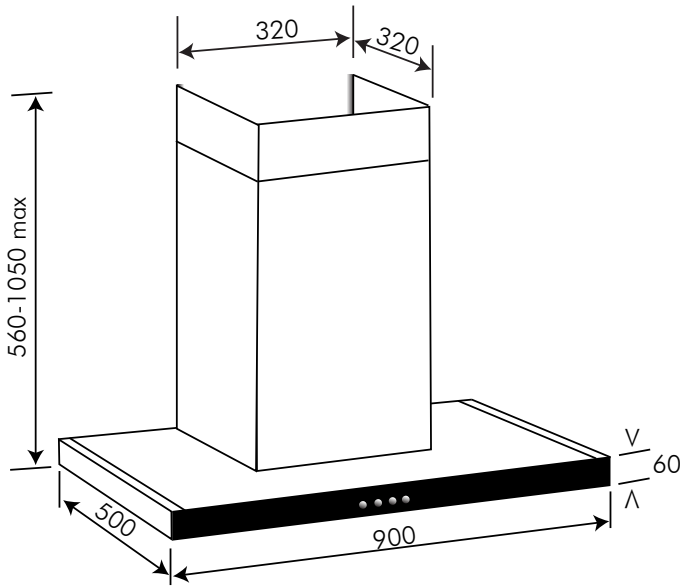
The easily-removable grease filters will isolate most of the grease, oil and food particles. These filters are washable using warm, soapy water or medium dishwasher program.

omega

OR912CXA

ID241109
code OR912CXA

90cm chimney rangehood, wallmount,
stainless steel + black glass fascia



electrical supply

240 volt, 50 Hz

electrical connection

1.6 metre connected power cord with 10 amp 3-pin plug for direct plugging to standard 10 amp GPO

wattage

220 watt motor
2 x 20-watt halogen globes
260 watt total

current

1.0 amp

packaged dimensions

1180(390)mm x 445mm x 570mm

net weight

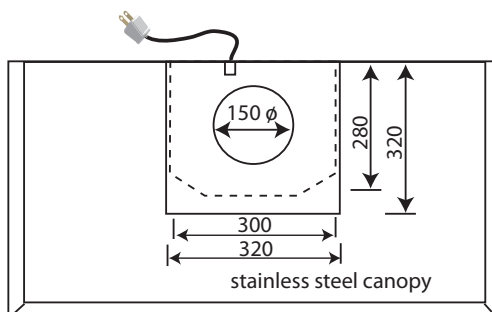
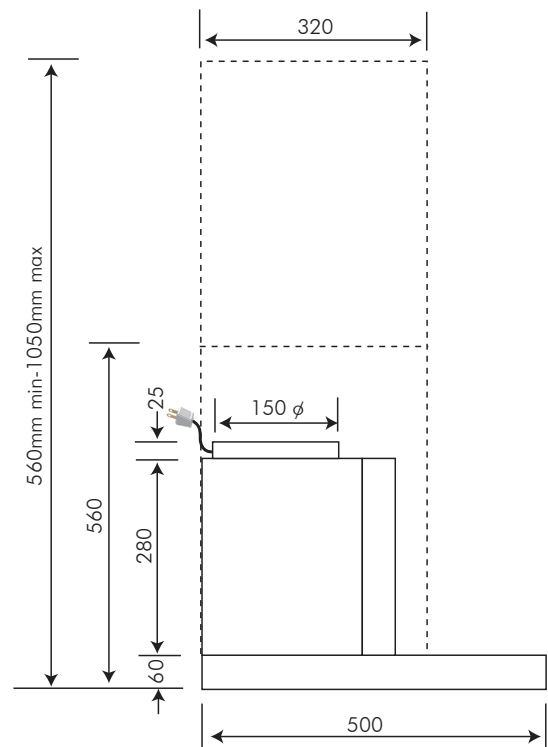
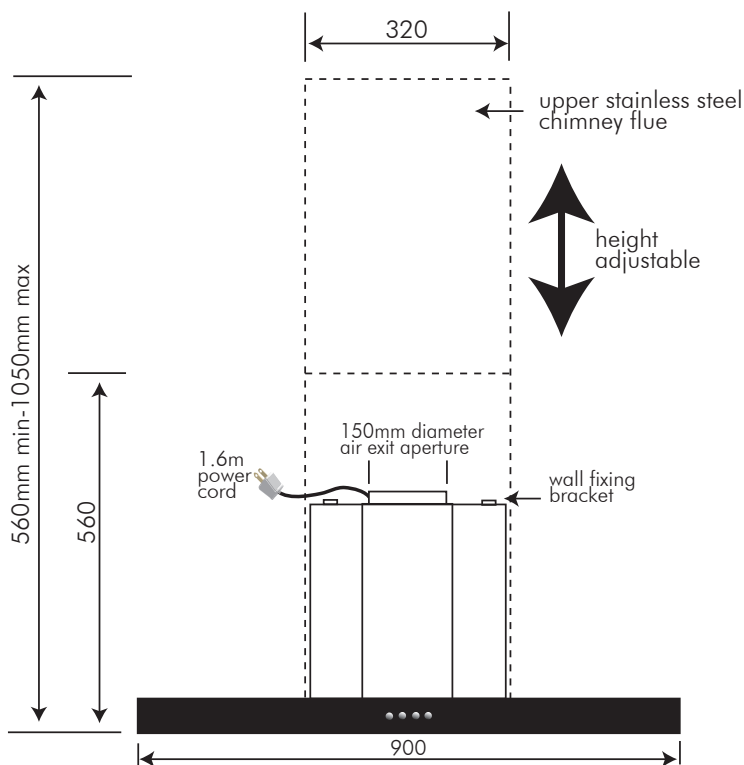
18kg

gross weight

23kg

supplied

- instructions for installation, operation and maintenance
- wood screws, raw plugs, dyna bolts, chimney bracket



**PLEASE NOTE: drawings are not to scale.
They are to assist only.**

WARNING: technical specifications and product sizes can be varied by the manufacturer without notice. Cutouts for appliances should only be by physical product measurements. The above information is indicative only.

omega